



Preventative Maintenance Guide

Dansensor CheckPoint 3 (EC)

Technical Support: 01223 492087
techsupport@tendringpacific.com

Dansensor Preventative Maintenance Guides help you to care more effectively for your equipment during the time between planned services.

For Safety Instructions, Trouble Shooting & Operation - please refer to the User Guide.

Cleaning and Maintenance

In addition to the Annual Service & Calibration, it is recommended to carry out the following maintenance checks at the interval times stated below.

During use of the device, dust, debris, and moisture may be sucked through the measuring system.

Every Day:

Water Trap Filter and Needle - Check and Replace (as required)

The water trap filter can become blocked due to debris, or torn by the debris, because of internal moisture. It will need to be replaced regularly.

The needle may sometimes touch the product being measured, or the needle may suck fluid from the packaging from which the measurement is taken. If this happens, it will be necessary to replace both the needle and the filter.

Once a Week:

Sample Hose – Check and Replace (as required)

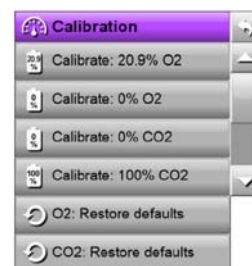
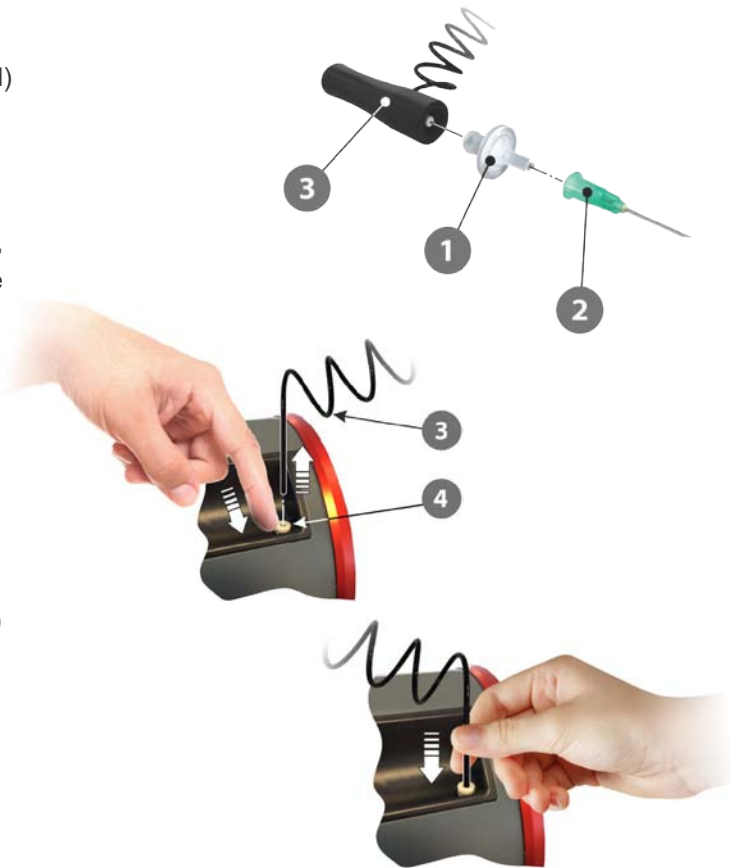
If the needle and water trap filter have been replaced and a blockage error persists, then replace the sample hose system. To replace the sample hose, push downwards on the sleeve (4) to release the hose (3), then pull the hose upwards and out of the connector. Insert the new hose by pushing it into the connector. Check for proper connection, by pulling the hose slightly upwards.

Please Note: 20.9% O₂ air calibrations are not performed on the Dansensor CheckPoint 3 (S) model.

Daily Air Calibrations on 20.9% O₂ are recommended for the CheckPoint 3 (EC). See over for how to perform this.

The CheckPoint 3 (EC) can also perform a 0.0% CO₂ calibration, if the CO₂ readings appear to be out of specification.

To perform a CO₂ 0.0% air calibration, you need to be logged into the unit as a supervisor and we recommend calling Technical Support.



To order consumables please contact Ann Walker on 01223 495484 or email ann.walker@tendringpacific.com



Preventative Maintenance Guide

Dansensor CheckPoint 3 (EC)

Technical Support: 01223 492087
 techsupport@tendringpacific.com

Dansensor Preventative Maintenance Guides help you to care more effectively for your equipment during the time between planned services.
For Safety Instructions, Trouble Shooting & Operation - please refer to the User Guide.

How to perform the Daily Air Calibration:



From the Calibration screen (Screen 1) select Calibrate 20.9% O₂.

The following warning appears (Screen 2). Tap 'Yes'.

When the next warning appears (Screen 3), place the needle next to the device to make sure that it measures the surrounding O₂ content. Then tap 'Yes'.

The pump starts to suck air through the device and the current readout is displayed (Screen 4).

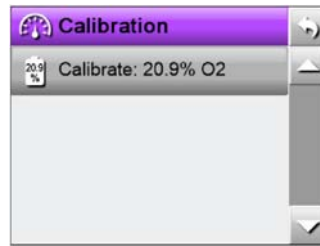
Please Note: The pump will run for approx. three minutes and if you do not tap 'Perform calibration' within this time, the pump stops and the device returns to the 'Calibration' start screen, without performing any calibration.

The same happens if you press the  button, or tap the  button in the upper right corner.

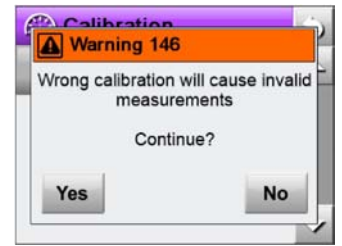
When the readout has stabilised, tap 'Perform calibration'.

Now the calibration is saved and the following message appears. (Screen 5)

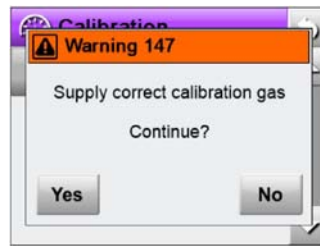
Tap OK to confirm and then tap  twice to return to the measuring screen.



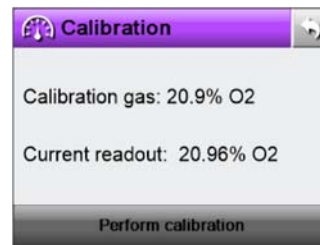
Screen 1



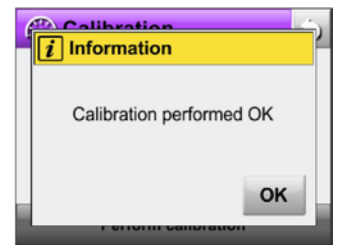
Screen 2



Screen 3



Screen 4



Screen 5

Dansensor CheckPoint 3 (EC) Consumable Parts

Consumable Kit, comprises of: Part No: 360408
 1 x Septum, 15mm grey soft (1000pcs)
 1 x Needle kit (10pcs)
 1 x Sampling kit
 1 x Filter water trap (10pcs)
 Filter water trap kit (10pcs) Part No: 310335

Filter water trap kit (100pcs)	Part No: 310339
Needle kit (10pcs)	Part No: 340532
Needle kit stainless steel (12pcs)	Part No: 340566
Sampling kit	Part No: 340516
Septums, grey (1000pcs)	Part No: 310337
Septums, grey (10000pcs)	Part No: 220157

To order consumables please contact Ann Walker on 01223 495484 or email ann.walker@tendringpacific.com

